

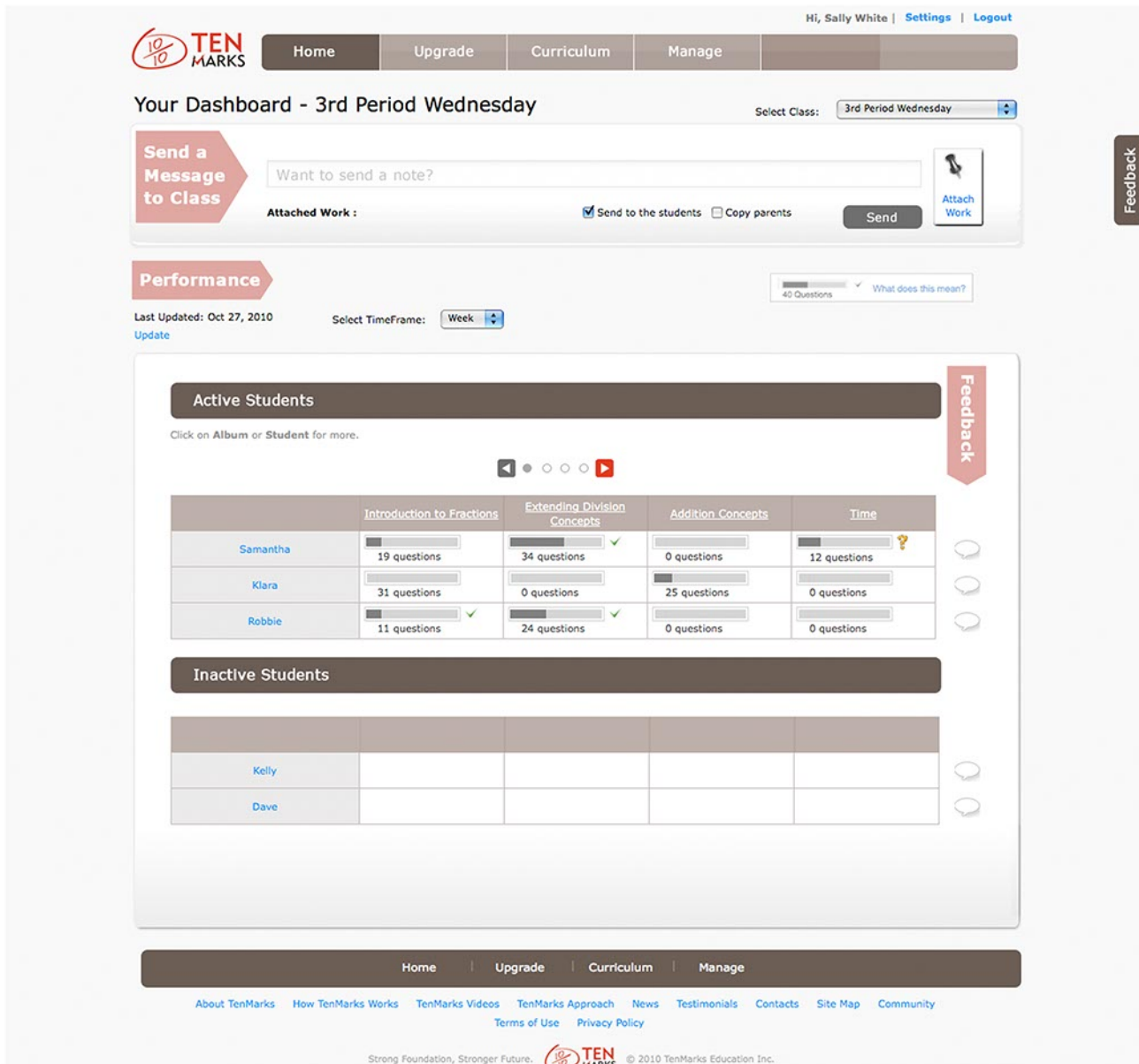
Quick Start Guide

5 Quick Tips on Using TenMarks

TEACHER

Dashboard

The Teacher Dashboard allows you to easily assign work to your students, review their work and send feedback to individual students.



Hi, Sally White | [Settings](#) | [Logout](#)

[Home](#) | [Upgrade](#) | [Curriculum](#) | [Manage](#)

Your Dashboard - 3rd Period Wednesday Select Class: 3rd Period Wednesday

Send a Message to Class

Want to send a note?

Attached Work: Send to the students Copy parents [Send](#) [Attach Work](#)

Performance

Last Updated: Oct 27, 2010 40 Questions [What does this mean?](#)

Select TimeFrame: [Week](#)

Active Students

Click on Album or Student for more.

	Introduction to Fractions	Extending Division Concepts	Addition Concepts	Time	
Samantha	19 questions	34 questions ✓	0 questions	12 questions ?	
Klara	31 questions	0 questions	25 questions	0 questions	
Robbie	11 questions ✓	24 questions ✓	0 questions	0 questions	

Inactive Students

Kelly					
Dave					

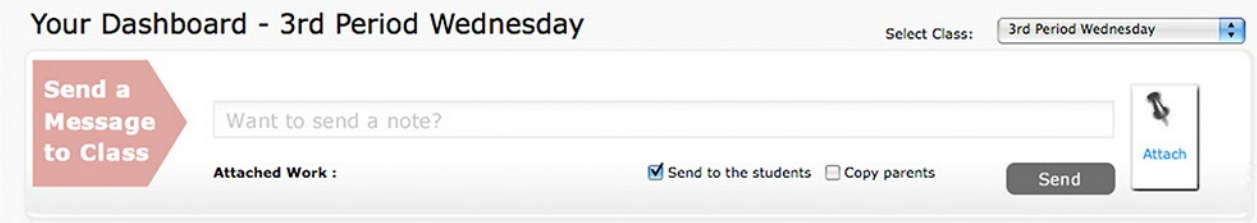
[Home](#) | [Upgrade](#) | [Curriculum](#) | [Manage](#)

[About TenMarks](#) | [How TenMarks Works](#) | [TenMarks Videos](#) | [TenMarks Approach](#) | [News](#) | [Testimonials](#) | [Contacts](#) | [Site Map](#) | [Community](#)
[Terms of Use](#) | [Privacy Policy](#)

Strong Foundation, Stronger Future. © 2010 TenMarks Education Inc.

Assign Work

Type a message in the box and click "Send". The message will go out to all the students listed in the table below.



The screenshot shows a web interface titled "Your Dashboard - 3rd Period Wednesday". In the top right corner, there is a "Select Class:" dropdown menu currently set to "3rd Period Wednesday". On the left side, there is a red arrow-shaped button that says "Send a Message to Class". To the right of this button is a text input field containing the placeholder text "Want to send a note?". Below the input field, there is a section labeled "Attached Work:" followed by two checkboxes: "Send to the students" (which is checked) and "Copy parents" (which is unchecked). To the right of these checkboxes is a dark grey "Send" button. Further to the right is a small square icon with a paperclip and the word "Attach" below it.

If you'd like to assign work along with the message, click on "Attach Work", and choose an Album, or a Track.

Review Work



The grey bar denotes album coverage. The longer the bar, the better the student's coverage on that album – if they've done work on 80% of the tracks on the album, the bar is 80% filled. Total number of questions completed is below.

A green check indicates that the student has answered more than 70% correctly. A question mark indicates they've not done well.

Performance

Last Updated: Oct 27, 2010 [Update](#)

Select TimeFrame: Week

40 Questions ✓ [What does this mean?](#)

Active Students

Feedback

Click on **Album** or **Student** for more.

◀ • • • • ▶

	Introduction to Fractions	Extending Division Concepts	Addition Concepts	Time	
Samantha	<div style="width: 47.5%; height: 10px; background-color: #ccc;"></div> 19 questions	<div style="width: 85%; height: 10px; background-color: #333;"></div> ✓ 34 questions	<div style="width: 0%; height: 10px; background-color: #ccc;"></div> 0 questions	<div style="width: 30%; height: 10px; background-color: #ccc;"></div> 12 questions	?
Klara	<div style="width: 77.5%; height: 10px; background-color: #ccc;"></div> 31 questions	<div style="width: 0%; height: 10px; background-color: #ccc;"></div> 0 questions	<div style="width: 62.5%; height: 10px; background-color: #ccc;"></div> 25 questions	<div style="width: 0%; height: 10px; background-color: #ccc;"></div> 0 questions	
Robbie	<div style="width: 27.5%; height: 10px; background-color: #ccc;"></div> ✓ 11 questions	<div style="width: 60%; height: 10px; background-color: #333;"></div> ✓ 24 questions	<div style="width: 0%; height: 10px; background-color: #ccc;"></div> 0 questions	<div style="width: 0%; height: 10px; background-color: #ccc;"></div> 0 questions	

Inactive Students

Kelly					
Dave					
















How is coverage computed?

Each album consists of small topics we call tracks. For students, to have "covered" a track, they must have done at least 10 questions on the track. For students to have "covered" an album, they must have attempted at least 10 problems on each track in the album.

Details - Album View and Student View

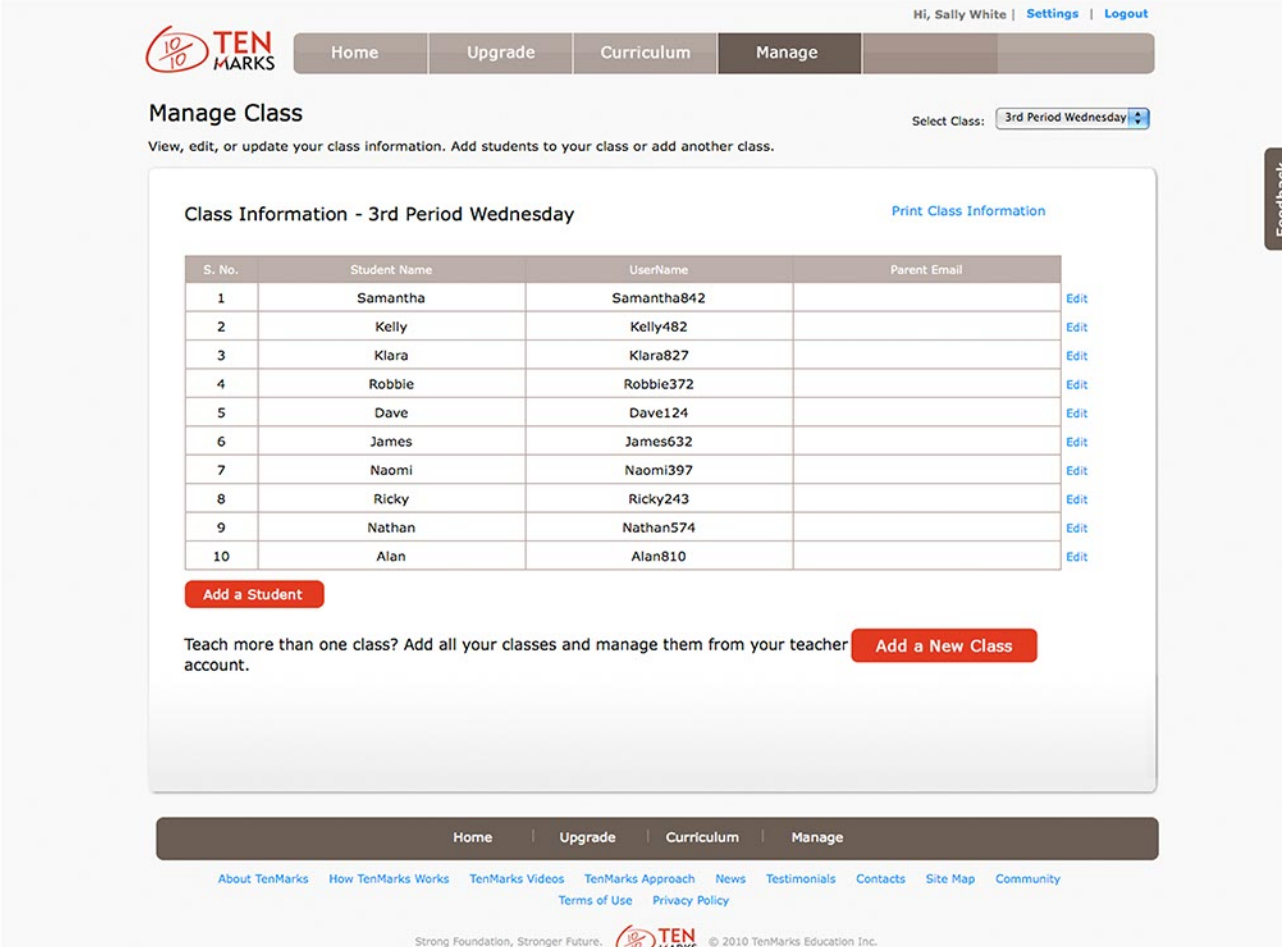
You can also view how your students are doing on a specific album by clicking on the album name (top header row). To see how a student is doing across all albums, click on the student's name (start of each row).

You can send feedback to an individual student using the "bubble" at the end of each row.

	Introduction to Fractions	Extending Division Concepts	Addition Concepts	Time	
Samantha	 19 questions	 ✓	 0 questions	 ?	
Klara	 31 questions	 0 questions	 25 questions	 0 questions	
Robbie	 ✓ 11 questions	 ✓ 24 questions	 0 questions	 0 questions	

Email Parents

You can copy parents on messages sent, or send them weekly reports of the student's progress – simply enter their email addresses using the "Manage" tab.



Hi, Sally White | [Settings](#) | [Logout](#)

Home | Upgrade | Curriculum | **Manage**

Manage Class Select Class: 3rd Period Wednesday

View, edit, or update your class information. Add students to your class or add another class.

Class Information - 3rd Period Wednesday [Print Class Information](#)


S. No.	Student Name	UserName	Parent Email	
1	Samantha	Samantha842		Edit
2	Kelly	Kelly482		Edit
3	Klara	Klara827		Edit
4	Robbie	Robbie372		Edit
5	Dave	Dave124		Edit
6	James	James632		Edit
7	Naomi	Naomi397		Edit
8	Ricky	Ricky243		Edit
9	Nathan	Nathan574		Edit
10	Alan	Alan810		Edit

[Add a Student](#)

Teach more than one class? Add all your classes and manage them from your teacher account. [Add a New Class](#)

Home | Upgrade | Curriculum | **Manage**

[About TenMarks](#) | [How TenMarks Works](#) | [TenMarks Videos](#) | [TenMarks Approach](#) | [News](#) | [Testimonials](#) | [Contacts](#) | [Site Map](#) | [Community](#)
[Terms of Use](#) | [Privacy Policy](#)

Strong Foundation, Stronger Future.  © 2010 TenMarks Education Inc.

You can also add another class here, and manage it all from the same account.

Quick Start Guide

Quick Lessons on Using TenMarks

STUDENT

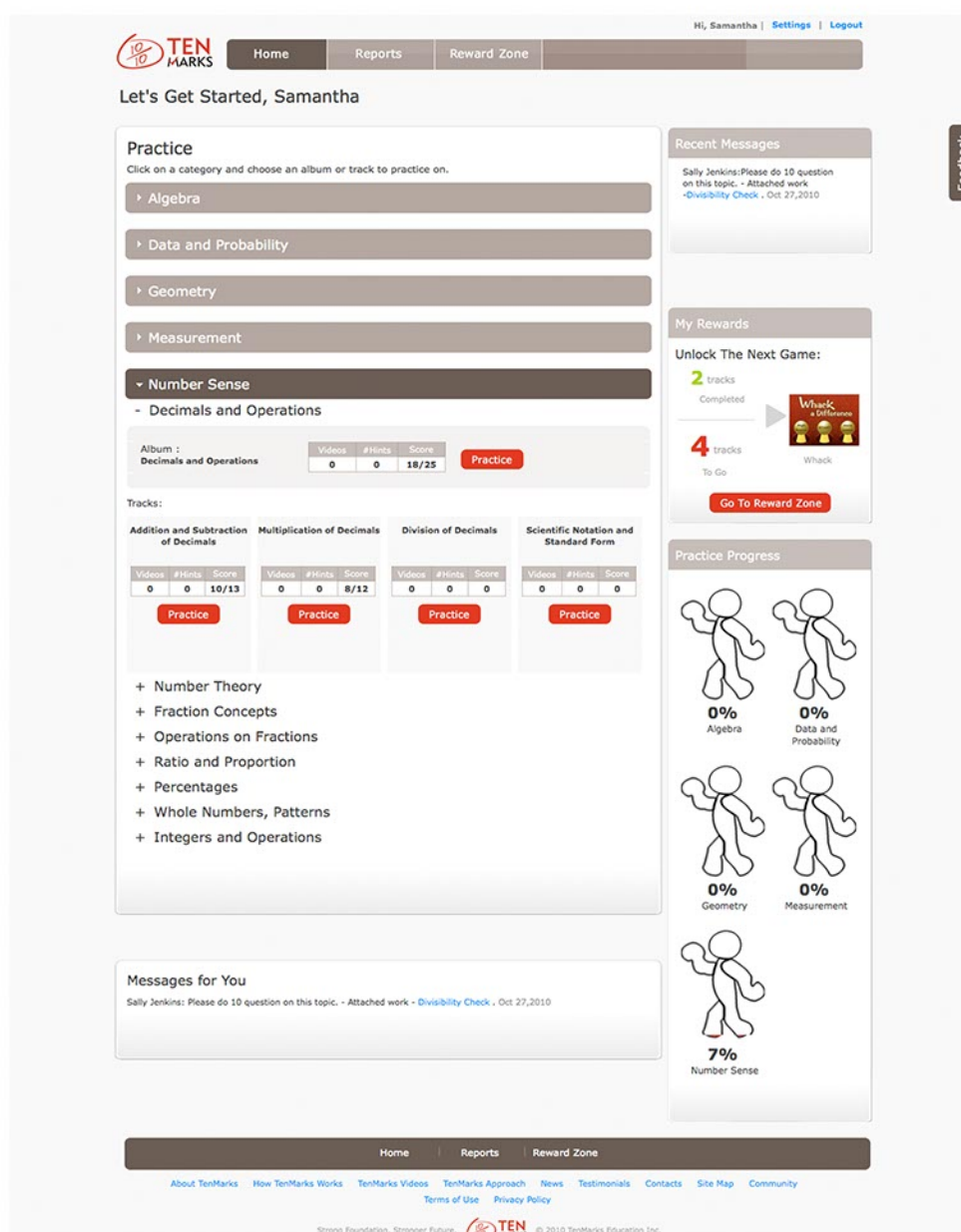
Home Page

You can log into TenMarks by going to <http://www.tenmarks.com> and clicking on the blue "Member Log In" link on the top right corner of the page.

Practice any album or track you'd like.

Recent messages from your teacher are in the top right corner box. If they have work attached, click on the blue link to start practicing that topic immediately.

New games and certificates are available as you make progress.



Hi, Samantha | [Settings](#) | [Logout](#)

Home | Reports | Reward Zone

Let's Get Started, Samantha

Practice
Click on a category and choose an album or track to practice on.

- ▶ Algebra
- ▶ Data and Probability
- ▶ Geometry
- ▶ Measurement
- ▼ Number Sense
 - Decimals and Operations

Album: Decimals and Operations | Videos: 0 | Hints: 0 | Score: 18/25 | [Practice](#)

Tracks:

Videos	#Hints	Score	Practice
0	0	10/13	Practice
0	0	8/12	Practice
0	0	0	Practice
0	0	0	Practice

- + Number Theory
- + Fraction Concepts
- + Operations on Fractions
- + Ratio and Proportion
- + Percentages
- + Whole Numbers, Patterns
- + Integers and Operations

Recent Messages
Sally Jenkins: Please do 10 question on this topic. - Attached work - [Divisibility Check](#) - Oct 27, 2010

My Rewards
Unlock The Next Game:
2 tracks Completed
4 tracks To Go
[Go To Reward Zone](#)


Practice Progress

- 0% Algebra
- 0% Data and Probability
- 0% Geometry
- 0% Measurement
- 7% Number Sense

Messages for You
Sally Jenkins: Please do 10 question on this topic. - Attached work - [Divisibility Check](#) - Oct 27, 2010

Home | Reports | Reward Zone

[About TenMarks](#) | [How TenMarks Works](#) | [TenMarks Videos](#) | [TenMarks Approach](#) | [News](#) | [Testimonials](#) | [Contacts](#) | [Site Map](#) | [Community](#)
[Terms of Use](#) | [Privacy Policy](#)

Strong Foundation, Stronger Future.  © 2010 TenMarks Education Inc.

Practice

Albums are arranged in categories. Expand the category (click on the grey brown bar) to see the list of albums included.

To see the list of tracks in an album, click on the “+ sign” next to the album name.

- Decimals and Operations

Album :	Videos	#Hints	Score	Practice
Decimals and Operations	1	2	19/27	

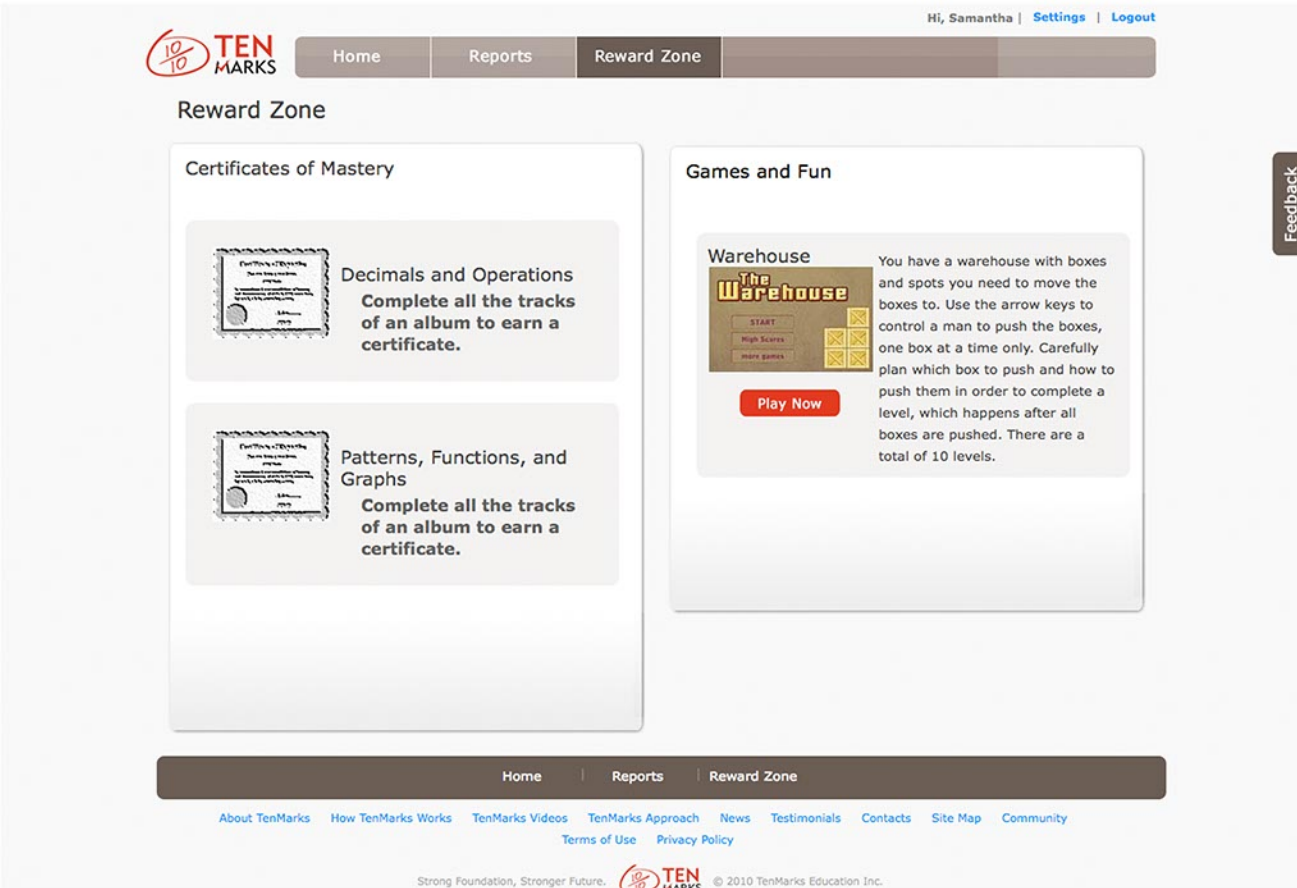
Tracks:

Addition and Subtraction of Decimals			Multiplication of Decimals			Division of Decimals			Scientific Notation and Standard Form		
Videos	#Hints	Score	Videos	#Hints	Score	Videos	#Hints	Score	Videos	#Hints	Score
1	2	11/15	0	0	8/12	0	0	0	0	0	0
Practice			Practice			Practice			Practice		

You can see your score on each album and track, along with the number of videos you have watched and help used.

Reward Zone

As you “cover” tracks you unlock games and certificates. To cover a track, you must complete at least 10 questions on the track.



The screenshot shows the TenMarks Reward Zone interface. At the top right, it says "Hi, Samantha | Settings | Logout". The navigation bar includes "Home", "Reports", and "Reward Zone".

Reward Zone

Certificates of Mastery

- Decimals and Operations**
Complete all the tracks of an album to earn a certificate.
- Patterns, Functions, and Graphs**
Complete all the tracks of an album to earn a certificate.

Games and Fun


Warehouse
You have a warehouse with boxes and spots you need to move the boxes to. Use the arrow keys to control a man to push the boxes, one box at a time only. Carefully plan which box to push and how to push them in order to complete a level, which happens after all boxes are pushed. There are a total of 10 levels.

[Play Now](#)

Feedback

Home | Reports | Reward Zone

[About TenMarks](#) [How TenMarks Works](#) [TenMarks Videos](#) [TenMarks Approach](#) [News](#) [Testimonials](#) [Contacts](#) [Site Map](#) [Community](#)
[Terms of Use](#) [Privacy Policy](#)

Strong Foundation, Stronger Future.  © 2010 TenMarks Education Inc.